


INSTRUCTIONS

Egg Box Crab

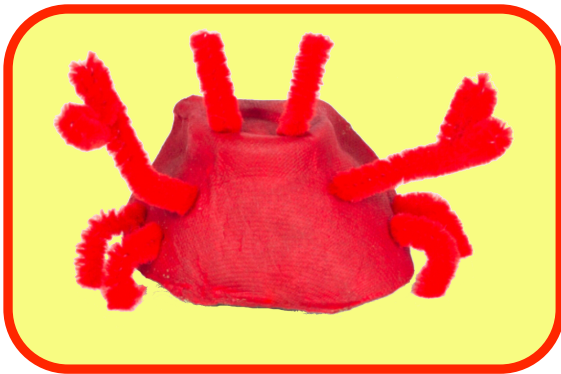
You will need: egg box, scissors, glue, paint, paintbrush, pipe cleaner/tissue paper (paper & pens/googly eyes).




Cut 1 segment. Paint the outside red for your crab.



Twist some red tissue paper or use small bits pipe cleaners and insert into a holes in the sides of the egg box segment. Bend them to be legs.



Twist and insert 2 pipe cleaner/tissue paper claws, and 2 antennae for eyes.



Stick on googly eyes and/or draw paper eyes and add details to your crab.